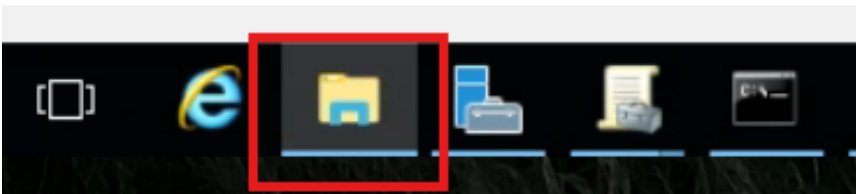
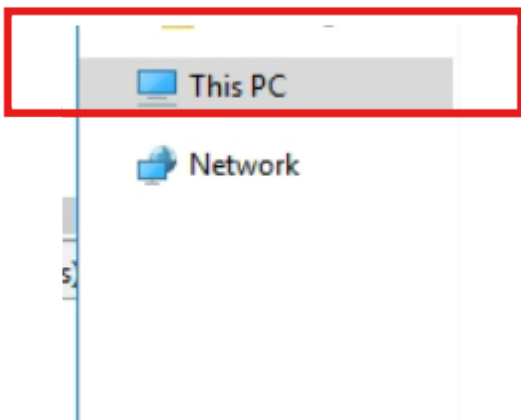


Windows | Accessing a shared drive

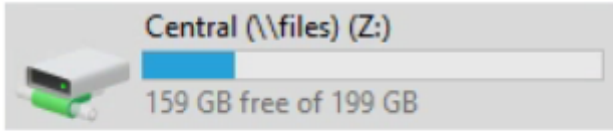
1. Open file explorer



2. Click "This PC"



3. Click the Shared Drive.



Revision #2

Created 23 March 2026 10:05:43 by Broadband9Admin

Updated 30 March 2026 11:00:29 by Broadband9Admin